



# NAS 2017

## NATIONAL ACHIEVEMENT SURVEY

### Class : 3, 5 and 8

# District Report

## WARANGAL RURAL, TELANGANA



The National Achievement Survey (NAS) conducted throughout the country on November 13, 2017 for Classes 3, 5 and 8 in government and government aided schools. The survey tools used multiple test booklets with 45 questions in Classes III and V and 60 questions in Class VIII in Mathematics, Language, Sciences and Social Sciences. The competency based test questions developed reflected the Learning Outcomes developed by the NCERT which were recently incorporated in the RTE Act by the Government of India. Along with the test items, questionnaires pertaining to students, teachers and schools were also used.

The learning levels of 2.2 million students from 1,10,000 schools across 701 districts in all 36 States/UTs were assessed of which 2598 students and 170 schools are from Warangal Rural district. The findings of the survey, will help to guide education policy, planning and implementation at national, state, district and classroom levels for improving learning levels of children and bringing about qualitative improvements.



EDUCATIONAL SURVEY DIVISION  
राष्ट्रीय शैक्षिक अनुसंधान और प्रशिक्षण परिषद्  
National Council of Educational Research and Training  
Sri Aurobindo Marg, New Delhi - 110016








District Report Card: 2017	
<b>State:</b> Telangana	<b>District:</b> Warangal Rural
<b>Class:</b> 3	<b>Subject:</b> EVS
<b>Schools:</b> 60	<b>Students:</b> 673


### Participation/Coverage


#### Students

GENDER 	Boys		Girls	
	Number	%	Number	%
	331	49.18	342	50.82

AREA 	Rural		Urban	
	Number	%	Number	%
	673	100.00	0	0.00

CATEGORY 	SC		ST		OBC		GEN	
	Number	%	Number	%	Number	%	Number	%
	176	26.15	159	23.63	262	38.93	76	11.29

CWSN 	LD	VI	HI	S&LD	ID	Oth
	2	2	0	1	6	15

Management 	Government		Government-aided	
	Number	%	Number	%
	673	100.00	0	0.00

### Average Performance of Students in EVS (%)

Overall	Gender		Area		Management		Social Group			
	Male	Female	Rural	Urban	Govt.	Aided	SC	ST	OBC	GEN
<b>61.58</b>	<b>61.03</b>	<b>62.11</b>	<b>61.58</b>	<b>0.00</b>	<b>61.58</b>	<b>0.00</b>	<b>68.86</b>	<b>59.37</b>	<b>60.97</b>	<b>51.40</b>

## Performance on Learning Outcomes (LOs)

Learning Outcomes	Description	Average Performance(%)
E302	Identifies simple features (e.g. movement, at places found/ kept, eating habits, sounds) of animals and birds in the immediate surroundings.	54.98
E303	Identifies relationships with and among family members	54.57
E304	Identifies objects, signs (vessels, stoves, transport, means of communication, transport, signboards etc.), places (types of houses/shelters, bus stand, petrol pump etc.) activities (works people do, cooking processes, etc.) at home/school/neighborhoods	63.08
E305	Describes need of food for people of different age groups, animals/birds, availability of food and water and use of water at home and surroundings	72.51
E307	Groups objects, birds, animals, features, activities according to differences/similarities using different senses. (e.g. appearance/place of living/ food/ movement/ likes-dislikes/ any other features)	61.22
E309	Identifies directions, location of objects/places in simple maps using signs/symbols/verbally	57.19
E310	Guesses properties, estimates quantities of materials/activities in daily life and verifies using symbols/non-standard units	58.40
E311	Records observations, experiences, information on objects/activities/places visited in different ways and predicts patterns etc.	55.72
E313	Observes rules in games (local, indoor, outdoor)	32.74
E314	Voices opinion on good/bad touch , stereotypes for tasks/play/food in family w.r.t gender, misuse/wastage of food and water in family and school.	69.84

### Range of Performance of Students who Answered Correctly

Below 30%		30% - 50%		50% - 75%		Above 75%	
Number	%	Number	%	Number	%	Number	%
83	12.33	131	19.47	236	35.07	223	33.14


### Lowest Performing Learning Outcomes (LOs)


- 1 - Observes rules in games (local, indoor, outdoor) (32.74)
- 2 - Identifies relationships with and among family members (54.57)
- 3 - Identifies simple features (e.g. movement, at places found/ kept, eating habits, sounds) of animals and birds in the immediate surroundings. (54.98)
- 4 - Records observations, experiences, information on objects/activities/places visited in different ways and predicts patterns etc. (55.72)
- 5 - Identifies directions, location of objects/places in simple maps using signs/symbols/verbally (57.19)


District Report Card: 2017	
<b>State:</b> Telangana	<b>District:</b> Warangal Rural
<b>Class:</b> 3	<b>Subject:</b> Language
<b>Schools:</b> 60	<b>Students:</b> 673


### Participation/Coverage


#### Students

GENDER 	Boys		Girls	
	Number	%	Number	%
	331	49.18	342	50.82

AREA 	Rural		Urban	
	Number	%	Number	%
	673	100.00	0	0.00

CATEGORY 	SC		ST		OBC		GEN	
	Number	%	Number	%	Number	%	Number	%
	176	26.15	159	23.63	262	38.93	76	11.29

CWSN 	LD	VI	HI	S&LD	ID	Oth
	2	2	0	1	6	15

Management 	Government		Government-aided	
	Number	%	Number	%
	673	100.00	0	0.00

### Average Performance of Students in Language (%)

Overall	Gender		Area		Management		Social Group			
	Male	Female	Rural	Urban	Govt.	Aided	SC	ST	OBC	GEN
<b>58.98</b>	<b>58.05</b>	<b>59.88</b>	<b>58.98</b>	<b>0.00</b>	<b>58.98</b>	<b>0.00</b>	<b>63.79</b>	<b>56.86</b>	<b>58.42</b>	<b>54.21</b>

## Performance on Learning Outcomes (LOs)

Learning Outcomes	Description	Average Performance(%)
L304	Reads small texts with comprehension i.e., identifies main ideas, details, sequence and draws conclusions	58.80
L312	Reads printed scripts on the classroom walls: poems, posters, charts etc.	59.35

Range of Performance of Students who Answered Correctly							
Below 30%		30% - 50%		50% - 75%		Above 75%	
Number	%	Number	%	Number	%	Number	%
85	12.63	169	25.11	234	34.77	185	27.49






### Lowest Performing Learning Outcomes (LOs)

- 1 - Reads small texts with comprehension i.e., identifies main ideas, details, sequence and draws conclusions (58.80)
- 2 - Reads printed scripts on the classroom walls: poems, posters, charts etc. (59.35)

District Report Card: 2017			
<b>State:</b> Telangana		<b>District:</b> Warangal Rural	
<b>Class:</b> 3		<b>Subject:</b> Mathematics	
<b>Schools:</b> 60		<b>Students:</b> 673	

### Participation/Coverage

#### Students

<b>GENDER</b> 	Boys				Girls			
	Number		%		Number		%	
	331		49.18		342		50.82	
<b>AREA</b> 	Rural				Urban			
	Number		%		Number		%	
	673		100.00		0		0.00	
<b>CATEGORY</b> 	SC		ST		OBC		GEN	
	Number	%	Number	%	Number	%	Number	%
	176	26.15	159	23.63	262	38.93	76	11.29
<b>CWSN</b> 	LD	VI	HI	S&LD	ID	Oth		
	2	2	0	1	6	15		
<b>Management</b> 	Government				Government-aided			
	Number		%		Number		%	
	673		100.00		0		0.00	

### Average Performance of Students in Mathematics (%)

Overall	Gender		Area		Management		Social Group			
	Male	Female	Rural	Urban	Govt.	Aided	SC	ST	OBC	GEN
<b>65.95</b>	<b>65.14</b>	<b>66.74</b>	<b>65.95</b>	<b>0.00</b>	<b>65.95</b>	<b>0.00</b>	<b>69.85</b>	<b>61.34</b>	<b>67.46</b>	<b>61.40</b>

## Performance on Learning Outcomes (LOs)

Learning Outcomes	Description	Average Performance(%)
M301	Reads and writes numbers up to 999 using place value	66.92
M302	Compares numbers up to 999 based on their place values	77.71
M303	Solves simple daily life problems using addition and subtraction of three digit numbers with and without regrouping	61.67
M304	Constructs and uses the multiplication facts (up till 10) in daily life situations	68.05
M305	Analyses and applies an appropriate number operation in the situation/ context	57.21
M306	Explains the meaning of division facts by equal grouping/sharing and finds it by repeated subtraction	61.07
M309	Identifies and makes 2D-shapes by paper folding, paper cutting on the dot grid, using straight lines etc.	82.81
M311	Fills a given region leaving no gaps using a tile of a given shape	50.60
M312	Estimates and measures length and distance using standard units like centimeters or meters & identifies relationships	37.76
M317	Reads the time correctly to the hour using a clock/watch	69.09
M318	Extends patterns in simple shapes and numbers	60.99
M319	Records data using tally marks, represents pictorially and draws conclusions	76.67

### Range of Performance of Students who Answered Correctly

Below 30%		30% - 50%		50% - 75%		Above 75%	
Number	%	Number	%	Number	%	Number	%
50	7.43	120	17.83	245	36.40	258	38.34

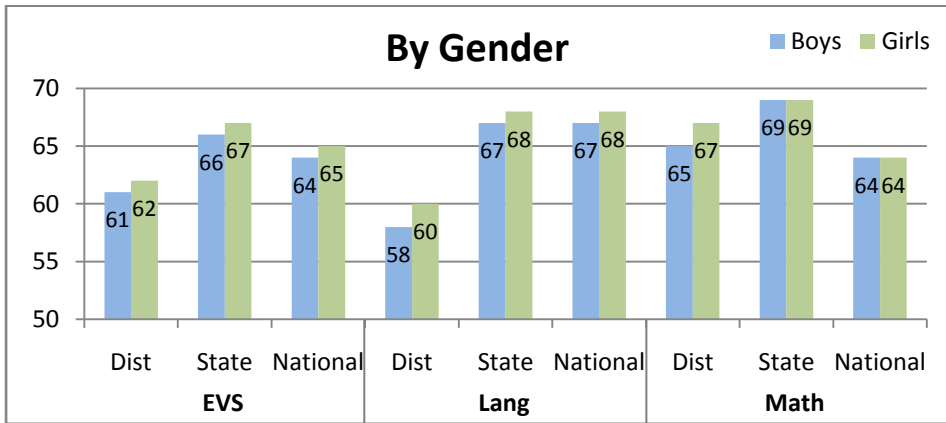
### Lowest Performing Learning Outcomes (LOs)

- 1 - Estimates and measures length and distance using standard units like centimeters or meters & identifies relationships (37.76)
- 2 - Fills a given region leaving no gaps using a tile of a given shape (50.60)
- 3 - Analyses and applies an appropriate number operation in the situation/ context (57.21)
- 4 - Extends patterns in simple shapes and numbers (60.99)
- 5 - Explains the meaning of division facts by equal grouping/sharing and finds it by repeated subtraction (61.07)

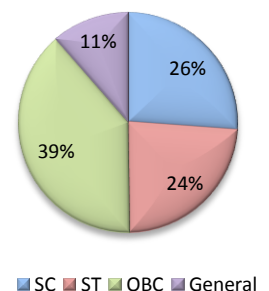
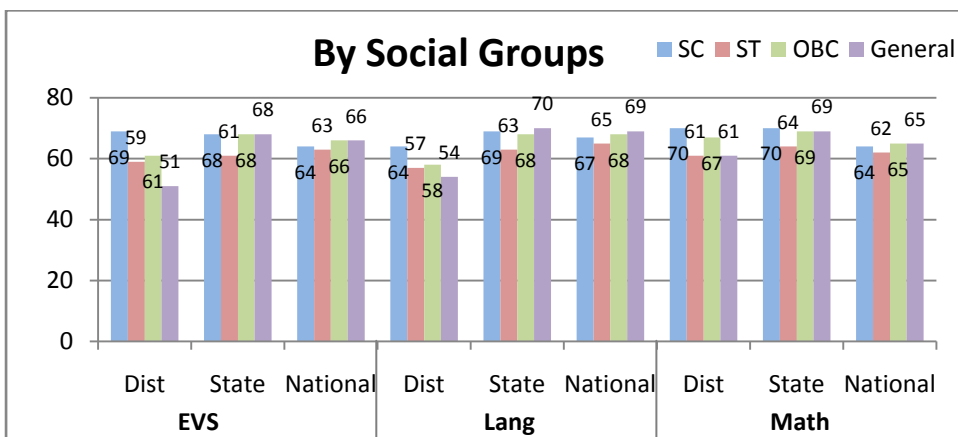
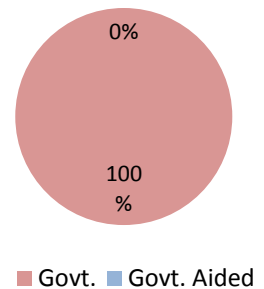
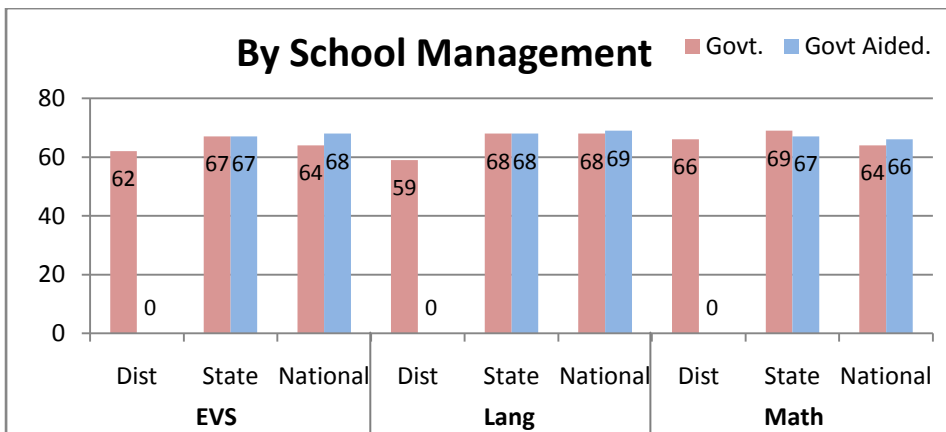
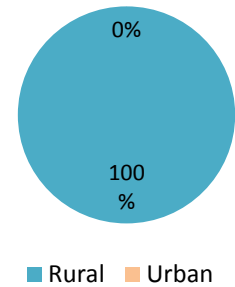
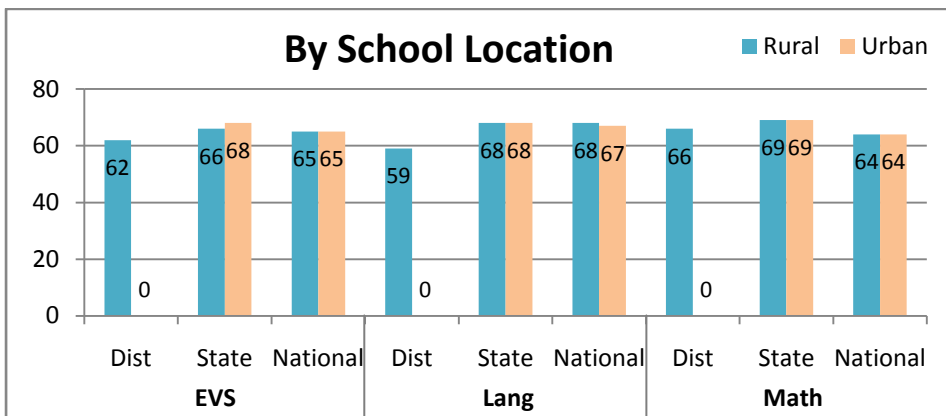
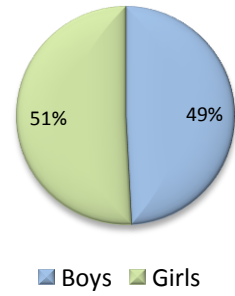


# Class 3 District Results by Student Groups

## Performance




## Participation





District Report Card: 2017	
<b>State:</b> Telangana	<b>District:</b> Warangal Rural
<b>Class:</b> 5	<b>Subject:</b> EVS
<b>Schools:</b> 59	<b>Students:</b> 852


### Participation/Coverage


#### Students

GENDER 	Boys		Girls	
	Number	%	Number	%
	423	49.65	429	50.35

AREA 	Rural		Urban	
	Number	%	Number	%
	852	100.00	0	0.00

CATEGORY 	SC		ST		OBC		GEN	
	Number	%	Number	%	Number	%	Number	%
	265	31.10	212	24.88	314	36.85	61	7.16

CWSN 	LD	VI	HI	S&LD	ID	Oth
	0	1	1	1	4	1

Management 	Government		Government-aided	
	Number	%	Number	%
	852	100.00	0	0.00

### Average Performance of Students in EVS (%)

Overall	Gender		Area		Management		Social Group			
	Male	Female	Rural	Urban	Govt.	Aided	SC	ST	OBC	GEN
<b>49.23</b>	<b>50.45</b>	<b>48.02</b>	<b>49.23</b>	<b>0.00</b>	<b>49.23</b>	<b>0.00</b>	<b>46.77</b>	<b>48.30</b>	<b>51.46</b>	<b>51.58</b>

## Performance on Learning Outcomes (LOs)

Learning Outcomes	Description	Average Performance(%)
E403	Identifies relationship with and among family members in extended family	55.58
E410	Records observations/experiences/information for objects, activities, phenomena, places visited in different ways and predicts patterns and activities/ phenomena	64.27
E501	Explains the super senses and unusual features (sight, smell, hear, sleep, sound, etc.) of animals and their responses to light, sound, food etc.	44.95
E503	Describes the interdependence among animals, plants and humans	38.62
E504	Explains the role and functions of different institutions in daily life (Bank, Panchayat, cooperatives, police station, etc.)	58.16
E505	Establishes linkages among terrain, climate, resources (food, water, shelter, livelihood) and cultural life. (e.g. life in distant/difficult areas like hot/cold deserts)	24.36
E506	Groups objects, materials, activities for features/properties such as shape, taste, color , texture, sound, traits etc.	28.07
E507	Traces the changes in practices, customs, techniques of past and present through coins, paintings, monuments, museum etc. and interacting with elders	53.92
E508	Guesses (properties, conditions of phenomena), estimates spatial quantities (distance, area, volume, weight etc. ) and time in simple standard units and verifies using simple tools/set ups	46.04
E509	Records observations/experiences/information in an organized manner (e.g. in tables/ sketches/ bar graphs/ pie charts) and predicts patterns in activities/phenomena (e.g. floating, sinking, mixing, evaporation , germination , spoilage) to establish relation between cause and effect.	51.46
E510	Identifies signs, directions, location of different objects/landmarks of a locality /place visited in maps and predicts directions w.r.t. positions at different places for a location	53.68
E512	Voices opinions on issues observed/experienced and relates practices /happenings to larger issues of society	36.89
E513	Suggests ways for hygiene, health, managing waste, disaster/emergency situations and protecting/saving resources	56.87

### Range of Performance of Students who Answered Correctly

Below 30%		30% - 50%		50% - 75%		Above 75%	
Number	%	Number	%	Number	%	Number	%
198	23.24	263	30.87	282	33.10	109	12.79


### Lowest Performing Learning Outcomes (LOs)


- 1 - Establishes linkages among terrain, climate, resources (food, water, shelter, livelihood) and cultural life. (e.g. life in distant/difficult areas like hot/cold deserts) (24.36)
- 2 - Groups objects, materials, activities for features/properties such as shape, taste, color , texture, sound, traits etc. (28.07)
- 3 - Voices opinions on issues observed/experienced and relates practices /happenings to larger issues of society (36.89)
- 4 - Describes the interdependence among animals, plants and humans (38.62)
- 5 - Explains the super senses and unusual features (sight, smell, hear, sleep, sound, etc.) of animals and their responses to light, sound, food etc. (44.95)


District Report Card: 2017	
<b>State:</b> Telangana	<b>District:</b> Warangal Rural
<b>Class:</b> 5	<b>Subject:</b> Language
<b>Schools:</b> 59	<b>Students:</b> 852


### Participation/Coverage


#### Students

 GENDER	Boys		Girls	
	Number	%	Number	%
	423	49.65	429	50.35

 AREA	Rural		Urban	
	Number	%	Number	%
	852	100.00	0	0.00

 CATEGORY	SC		ST		OBC		GEN	
	Number	%	Number	%	Number	%	Number	%
	265	31.10	212	24.88	314	36.85	61	7.16

 CWSN	LD	VI	HI	S&LD	ID	Oth
	0	1	1	1	4	1

 Management	Government		Government-aided	
	Number	%	Number	%
	852	100.00	0	0.00

### Average Performance of Students in Language (%)

Overall	Gender		Area		Management		Social Group			
	Male	Female	Rural	Urban	Govt.	Aided	SC	ST	OBC	GEN
52.42	53.16	51.69	52.42	0.00	52.42	0.00	50.52	50.47	54.65	55.96

## Performance on Learning Outcomes (LOs)

Learning Outcomes	Description	Average Performance(%)
L504	Reads and comprehends independently storybooks, news items/ headlines, advertisements etc.	53.83
L508	Reads text with comprehension, locates details and sequence of events	51.71

Range of Performance of Students who Answered Correctly							
Below 30%		30% - 50%		50% - 75%		Above 75%	
Number	%	Number	%	Number	%	Number	%
146	17.14	254	29.81	310	36.38	142	16.67


### Lowest Performing Learning Outcomes (LOs)


- 1 - Reads text with comprehension, locates details and sequence of events (51.71)
- 2 - Reads and comprehends independently storybooks, news items/ headlines, advertisements etc. (53.83)


District Report Card: 2017	
<b>State:</b> Telangana	<b>District:</b> Warangal Rural
<b>Class:</b> 5	<b>Subject:</b> Mathematics
<b>Schools:</b> 59	<b>Students:</b> 852


### Participation/Coverage


#### Students

 GENDER	Boys		Girls	
	Number	%	Number	%
	423	49.65	429	50.35

 AREA	Rural		Urban	
	Number	%	Number	%
	852	100.00	0	0.00

 CATEGORY	SC		ST		OBC		GEN	
	Number	%	Number	%	Number	%	Number	%
	265	31.10	212	24.88	314	36.85	61	7.16

 CWSN	LD	VI	HI	S&LD	ID	Oth
	0	1	1	1	4	1

 Management	Government		Government-aided	
	Number	%	Number	%
	852	100.00	0	0.00

### Average Performance of Students in Mathematics (%)

Overall	Gender		Area		Management		Social Group			
	Male	Female	Rural	Urban	Govt.	Aided	SC	ST	OBC	GEN
<b>54.95</b>	<b>56.96</b>	<b>52.98</b>	<b>54.95</b>	<b>0.00</b>	<b>54.95</b>	<b>0.00</b>	<b>51.72</b>	<b>54.69</b>	<b>57.77</b>	<b>55.41</b>

## Performance on Learning Outcomes (LOs)

Learning Outcomes	Description	Average Performance(%)
M401	Applies operations of numbers in daily life situations	52.58
M412	Explores the area and perimeter of simple geometrical shapes (triangle, rectangle, square) in terms of given shape as a unit	46.17
M418	Calculates time intervals/duration of familiar daily life events by using forward or backward counting/addition and subtraction	63.52
M421	Represent the collected information in tables and bar graphs and draws inferences from these	68.43
M501	Reads and writes numbers bigger than 1000 being used in her/his surroundings	61.03
M504	Estimates sum, difference, product and quotient of numbers and verifies the same using different strategies like using standard algorithms or breaking a number and then using operation	53.92
M505	Finds the number corresponding to part of a collection	58.52
M506	Identifies and forms equivalent fractions of a given fraction	49.53
M508	Converts fractions into decimals and vice versa	60.79
M509	Classifies angles into right angle, acute angle, obtuse angle and represents the same by drawing and tracing	52.47
M512	Relates different commonly used larger and smaller units of length, weight and volume and converts larger units to smaller units and vice versa	57.72
M513	Estimates the volume of a solid body in known units.	46.40
M514	Applies the four fundamental arithmetic operations in solving problems involving money, length, mass, capacity and time intervals	47.59
M515	Identifies the pattern in triangular numbers and square number	49.65
M516	Collects data related to various daily life situations, represents it in tabular form and as bar graphs and interprets it	59.86

### Range of Performance of Students who Answered Correctly

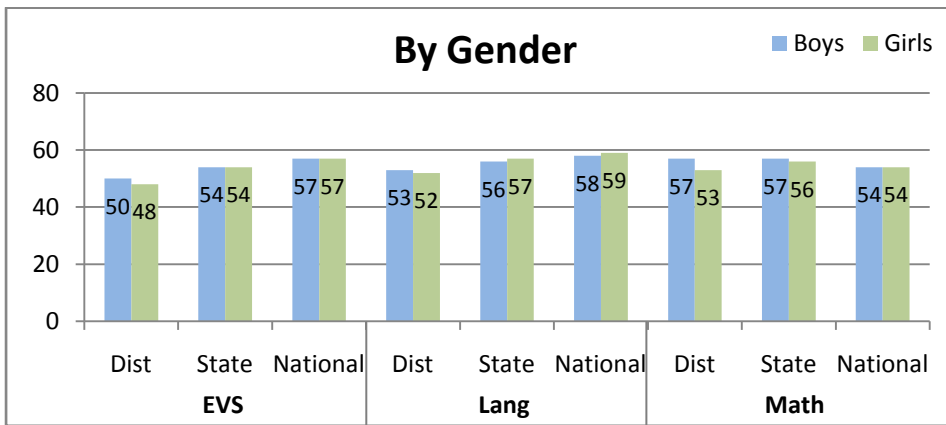
Below 30%		30% - 50%		50% - 75%		Above 75%	
Number	%	Number	%	Number	%	Number	%
127	14.91	267	31.34	273	32.04	185	21.71

### Lowest Performing Learning Outcomes (LOs)

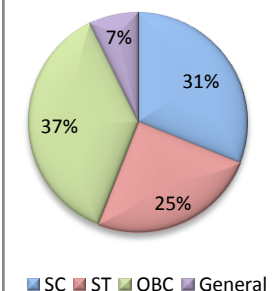
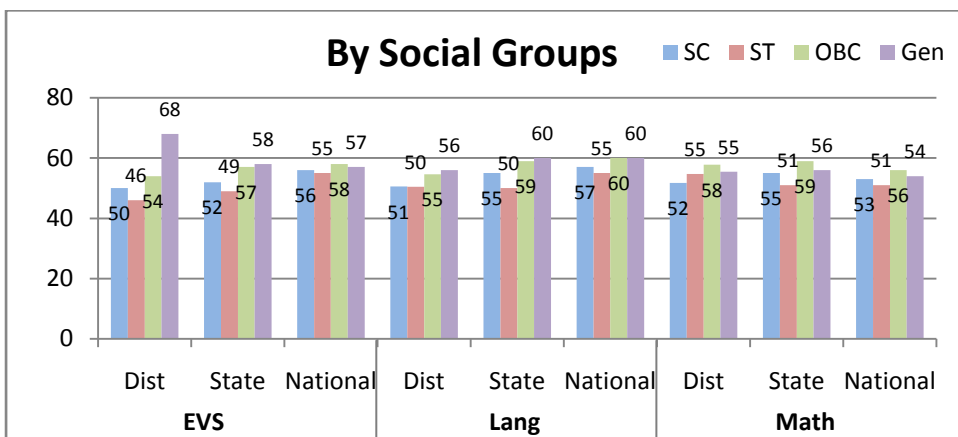
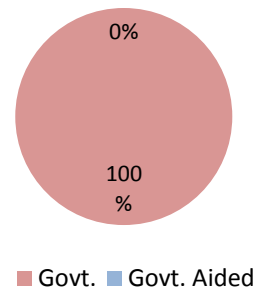
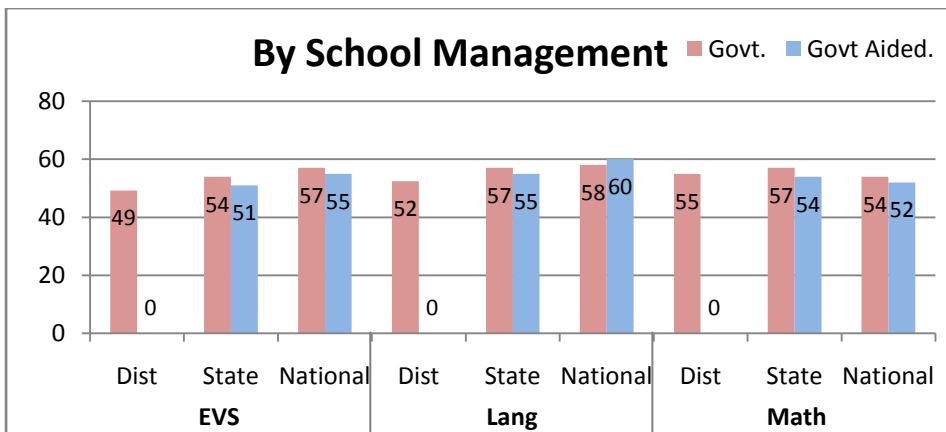
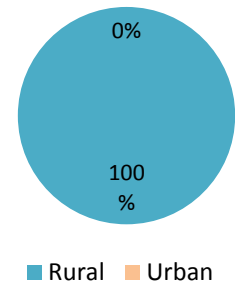
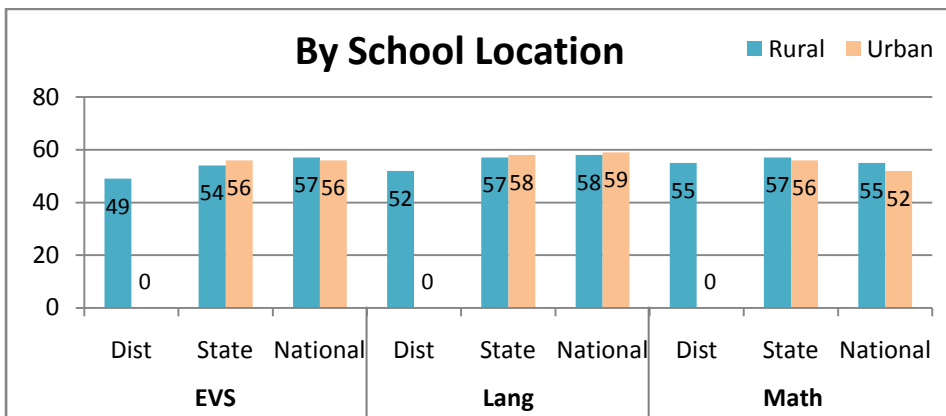
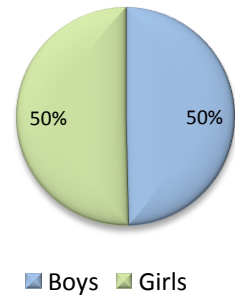
- 1 - Explores the area and perimeter of simple geometrical shapes (triangle, rectangle, square) in terms of given shape as a unit (46.17)
- 2 - Estimates the volume of a solid body in known units. (46.40)
- 3 - Applies the four fundamental arithmetic operations in solving problems involving money, length, mass, capacity and time intervals (47.59)
- 4 - Identifies and forms equivalent fractions of a given fraction (49.53)
- 5 - Identifies the pattern in triangular numbers and square number (49.65)

# Class 5 District Results by Student Groups

## Performance



## Participation








District Report Card: 2017	
<b>State:</b> Telangana	<b>District:</b> WARANGAL RURAL
<b>Class:</b> 8	<b>Subject:</b> Language
<b>Schools:</b> 51	<b>Students:</b> 1073


### Participation/Coverage


#### Students

GENDER 	Boys		Girls	
	Number	%	Number	%
	444	41.38	629	58.62

AREA 	Rural		Urban	
	Number	%	Number	%
	1053	98.14	20	1.86

CATEGORY 	SC		ST		OBC		GEN	
	Number	%	Number	%	Number	%	Number	%
	283	26.37	282	26.28	456	42.50	52	4.85

CWSN 	LD	VI	HI	S&LD	ID	Oth
	0	1	1	1	1	1

MANAGEMENT 	Government		Government-aided	
	Number	%	Number	%
	1073	100.00	0	0.00

### Average Performance of Students in Language (%)

Overall	Gender		Area		Management		Social Group			
	Male	Female	Rural	Urban	Govt.	Aided	SC	ST	OBC	GEN
<b>51.45</b>	<b>50.38</b>	<b>52.21</b>	<b>51.59</b>	<b>44.33</b>	<b>51.45</b>	<b>0.00</b>	<b>52.23</b>	<b>45.32</b>	<b>54.43</b>	<b>54.36</b>

## Performance on Learning Outcomes (LOs)

Learning Outcomes	Description	Average Performance(%)
L813	Read textual/non-textual materials with comprehension and identifies the details, characters, main idea and sequence of ideas and events while reading	51.45

Range of Performance of Students who Answered Correctly							
Below 30%		30% - 50%		50% - 75%		Above 75%	
Number	%	Number	%	Number	%	Number	%
176	16.40	363	33.83	389	36.25	145	13.51

### Lowest Performing Learning Outcomes (LOs)


1 - Read textual/non-textual materials with comprehension and identifies the details, characters, main idea and sequence of ideas and events while reading (51.45)


**CSWN:** **LD-** Locomotor Disability; **VI-** Visual Impairment; **HI-** Hearing Impairment;  
**S&LD-** Speech and Language Disability; **ID-** Intellectual Disability; **Oth-** Other Disability.


District Report Card: 2017	
<b>State:</b> Telangana	<b>District:</b> WARANGAL RURAL
<b>Class:</b> 8	<b>Subject:</b> Mathematics
<b>Schools:</b> 51	<b>Students:</b> 1073


### Participation/Coverage


#### Students

GENDER 	Boys		Girls	
	Number	%	Number	%
	444	41.38	629	58.62

AREA 	Rural		Urban	
	Number	%	Number	%
	1053	98.14	20	1.86

CATEGORY 	SC		ST		OBC		GEN	
	Number	%	Number	%	Number	%	Number	%
	283	26.37	282	26.28	456	42.50	52	4.85

CWSN 	LD	VI	HI	S&LD	ID	Oth
	0	1	1	1	1	1

MANAGEMENT 	Government		Government-aided	
	Number	%	Number	%
	1073	100.00	0	0.00

### Average Performance of Students in EVS (%)

Overall	Gender		Area		Management		Social Group			
	Male	Female	Rural	Urban	Govt.	Aided	SC	ST	OBC	GEN
<b>33.48</b>	<b>31.53</b>	<b>34.86</b>	<b>33.64</b>	<b>25.00</b>	<b>33.48</b>	<b>0.00</b>	<b>31.83</b>	<b>31.47</b>	<b>36.01</b>	<b>31.28</b>

## Performance on Learning Outcomes (LOs)

Learning Outcomes	Description	Average Performance(%)
M601	Solves problems involving large numbers by applying appropriate operations	35.83
M606	Solves problems on daily life situations involving addition and subtraction of fractions / decimals	30.02
M620	Finds out the perimeter and area of rectangular objects in the surroundings like floor of the class room, surfaces of a chalk box etc.	28.75
M621	Arranges given/collected information in the form of table, pictograph and bar graph and interprets them	30.96
M702	Interprets the division and multiplication of fractions	32.06
M705	Solves problems related to daily life situations involving rational numbers	35.88
M706	Uses exponential form of numbers to simplify problems involving multiplication and division of large numbers.	24.63
M707	Adds/subtracts algebraic expressions	31.13
M710	Solves problems related to conversion of percentage to fraction and decimal and vice versa	21.30
M717	Finds out approximate area of closed shapes by using unit square grid/ graph sheet	26.27
M719	Finds various representative values for simple data from her/his daily life contexts like mean, median and mode	46.32
M721	Interprets data using bar graph such as consumption of electricity is more in winters than summer	43.15
M801	Generalises properties of addition, subtraction, multiplication and division of rational numbers through patterns	23.33
M802	Finds rational numbers between two given rational numbers	33.33
M803	Proves divisibility rules of 2, 3,4, 5, 6, 9 and 11	38.84
M804	Finds squares, cubes, square roots and cube roots of numbers using different methods.	34.44
M808	Use various algebraic identities in solving problems of daily life.	47.59
M812	Verifies properties of parallelogram and establishes the relationship between them through reasoning	28.10
M818	Finds surface area and volume of cuboidal and cylindrical object	30.56
M819	Draws and interprets bar charts and pie charts	38.86

### Range of Performance of Students who Answered Correctly

Below 30%		30% - 50%		50% - 75%		Above 75%	
Number	%	Number	%	Number	%	Number	%
529	49.30	378	35.23	132	12.30	34	3.17

## Lowest Performing Learning Outcomes (LOs)


1. Solves problems related to conversion of percentage to fraction and decimal and vice versa (21.3)
2. Generalises properties of addition, subtraction, multiplication and division of rational numbers through patterns (23.33)
3. Uses exponential form of numbers to simplify problems involving multiplication and division of large numbers. (24.63)
4. Finds out approximate area of closed shapes by using unit square grid/ graph sheet (26.27)
5. Verifies properties of parallelogram and establishes the relationship between them through reasoning (28.1)


**CSWN:** **LD-** Locomotor Disability; **VI-** Visual Impairment; **HI-** Hearing Impairment;  
**S&LD-** Speech and Language Disability; **ID-** Intellectual Disability; **Oth-** Other Disability.


District Report Card: 2017			
<b>State:</b> Telangana		<b>District:</b> WARANGAL RURAL	
<b>Class:</b> 8		<b>Subject:</b> Science	
<b>Schools:</b> 51		<b>Students:</b> 1073	


### Participation/Coverage


#### Students

GENDER 	Boys		Girls	
	Number	%	Number	%
	444	41.38	629	58.62

AREA 	Rural		Urban	
	Number	%	Number	%
	1053	98.14	20	1.86

CATEGORY 	SC		ST		OBC		GEN	
	Number	%	Number	%	Number	%	Number	%
	283	26.37	282	26.28	456	42.50	52	4.85

CWSN 	LD	VI	HI	S&LD	ID	Oth
	0	1	1	1	1	1

MANAGEMENT 	Government		Government-aided	
	Number	%	Number	%
	1073	100.00	0	0.00

### Average Performance of Students in Science (%)

Overall	Gender		Area		Management		Social Group			
	Male	Female	Rural	Urban	Govt.	Aided	SC	ST	OBC	GEN
<b>34.57</b>	<b>34.82</b>	<b>34.39</b>	<b>34.64</b>	<b>30.67</b>	<b>34.57</b>	<b>0.00</b>	<b>34.32</b>	<b>33.33</b>	<b>35.58</b>	<b>33.72</b>

## Performance on Learning Outcomes (LOs)

Learning Outcomes	Description	Average Performance(%)
SCI703	Classifies materials and organisms based on properties/characteristics	35.74
SCI704	Conducts simple investigation to seek answers to queries	22.60
SCI705	Relates processes and phenomenon with causes	45.40
SCI708	Measures and calculates e.g., temperature; pulse rate; speed of moving objects; time period of a simple pendulum, etc	28.52
SCI710	Plots and interprets graphs	24.58
SCI711	Constructs models using materials from surroundings and explains their working	24.39
SCI801	Differentiates materials, organism and processes	33.74
SCI804	Relates processes and phenomenon with causes	43.34
SCI805	Explains processes and phenomenon	31.13
SCI807	Measures angles of incidence and reflection, etc.	31.78
SCI811	Applies learning of scientific concepts in day-to-day life	40.70
SCI813	Makes efforts to protect environment	49.30

Range of Performance of Students who Answered Correctly							
Below 30%		30% - 50%		50% - 75%		Above 75%	
Number	%	Number	%	Number	%	Number	%
445	41.47	438	40.82	187	17.43	3	0.28


### Lowest Performing Learning Outcomes (LOs)


1. Conducts simple investigation to seek answers to queries (22.6)
2. Constructs models using materials from surroundings and explains their working (24.39)
3. Plots and interprets graphs (24.58)
4. Measures and calculates e.g., temperature; pulse rate; speed of moving objects; time period of a simple pendulum, etc (28.52)
5. Explains processes and phenomenon (31.13)


District Report Card: 2017			
<b>State:</b> Telangana		<b>District:</b> WARANGAL RURAL	
<b>Class:</b> 8		<b>Subject:</b> Social Science	
<b>Schools:</b> 51		<b>Students:</b> 1073	


### Participation/Coverage


#### Students

GENDER 	Boys		Girls	
	Number	%	Number	%
	444	41.38	629	58.62

AREA 	Rural		Urban	
	Number	%	Number	%
	1053	98.14	20	1.86

CATEGORY 	SC		ST		OBC		GEN	
	Number	%	Number	%	Number	%	Number	%
	283	26.37	282	26.28	456	42.50	52	4.85

CWSN 	LD	VI	HI	S&LD	ID	Oth
	0	1	1	1	1	1

MANAGEMENT 	Government		Government-aided	
	Number	%	Number	%
	1073	100.00	0	0.00

### Average Performance of Students in SST (%)

Overall	Gender		Area		Management		Social Group			
	Male	Female	Rural	Urban	Govt.	Aided	SC	ST	OBC	GEN
<b>36.86</b>	<b>36.64</b>	<b>37.02</b>	<b>37.04</b>	<b>27.67</b>	<b>36.86</b>	<b>0.00</b>	<b>36.25</b>	<b>35.11</b>	<b>38.74</b>	<b>33.21</b>



## Performance on Learning Outcomes (LOs)

Learning Outcomes	Description	Average Performance(%)
SST605	Identifies latitudes and longitudes, e.g., poles, equator, tropics, States/UTs of India and other neighbouring countries on globe and the world map	52.56
SST610	Locates important historical sites, places on an outline map of India	23.70
SST625	Describes the functioning of rural and urban local government bodies in sectors like health and education	31.85
SST703	Explains preventive actions to be undertaken in the event of disasters	40.54
SST704	Describes formation of landforms due to various factors	45.74
SST722	Explains the significance of equality in democracy	35.08
SST726	Describes the process of election to the legislative assembly	45.40
SST731	Explains the functioning of media with appropriate examples from newspapers.	38.46
SST733	Differentiates between different kinds of markets	48.52
SST734	Traces how goods travel through various market places.	41.28
SST802	Describes major crops, types of farming and agricultural practices in her/his own area/state	50.79
SST805	Locates distribution of important minerals e.g. coal and mineral oil on the world map	34.90
SST807	Justifies judicious use of natural resources	38.15
SST809	Draws interrelationship between types of farming and development in different regions of the world	36.59
SST810	Distinguishes the modern period from the medieval and the ancient periods through the use of sources	34.52
SST815	Explains the origin, nature and spread of the revolt of 1857 and the lessons learned from it	27.59
SST816	Analyses the decline of pre-existing urban centers and handicraft industries and the development of new urban centers and industries in India during the colonial period	27.21
SST818	Analyses the issues related to caste, women, widow remarriage, child marriage, social reforms and the laws and policies of colonial administration towards these issues	24.32
SST823	Applies the knowledge of the Fundamental Rights to find out about their violation, protection and promotion in a given situation	23.95
SST827	Describes the process of making a law. (e.g. Domestic Violence Act, RTI Act, RTE Act)	30.56
SST831	Identifies the role of Government in providing public facilities such as water, sanitation, road, electricity etc., and recognizes their availability	30.43
SST833	Draws bar diagram to show population of different countries/India/states	57.41

Range of Performance of Students who Answered Correctly							
Below 30%		30% - 50%		50% - 75%		Above 75%	
Number	%	Number	%	Number	%	Number	%
446	41.57	385	35.88	187	17.43	55	5.13

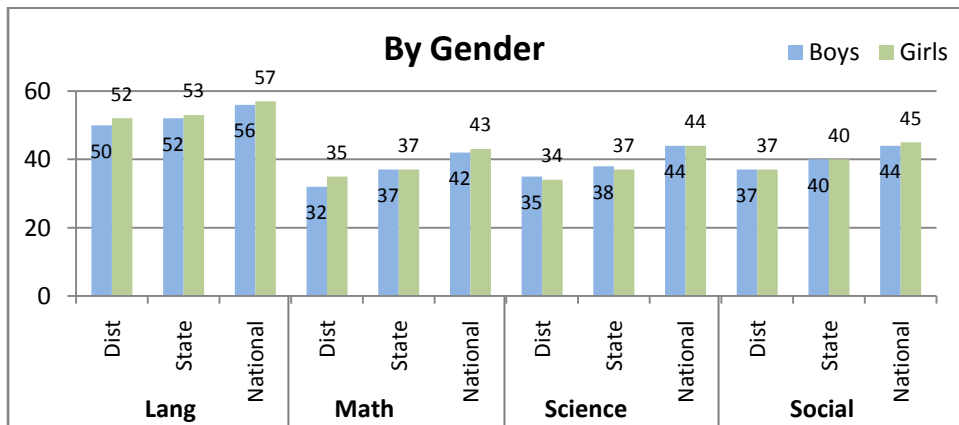
### Lowest Performing Learning Outcomes (LOs)

1. Locates important historical sites, places on an outline map of India (23.7)
2. Applies the knowledge of the Fundamental Rights to find out about their violation, protection and promotion in a given situation (23.95)
3. Analyses the issues related to caste, women, widow remarriage, child marriage, social reforms and the laws and policies of colonial administration towards these issues (24.32)
4. Analyses the decline of pre-existing urban centers and handicraft industries and the development of new urban centers and industries in India during the colonial period (27.21)
5. Explains the origin, nature and spread of the revolt of 1857 and the lessons learned from it (27.59)

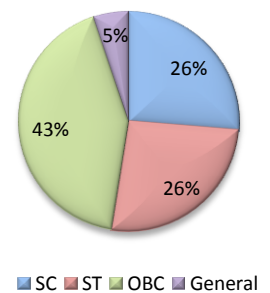
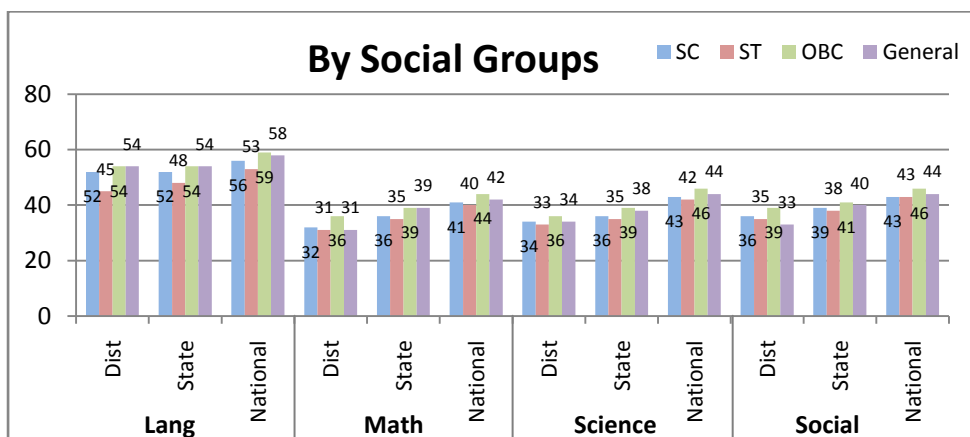
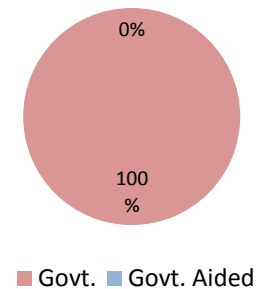
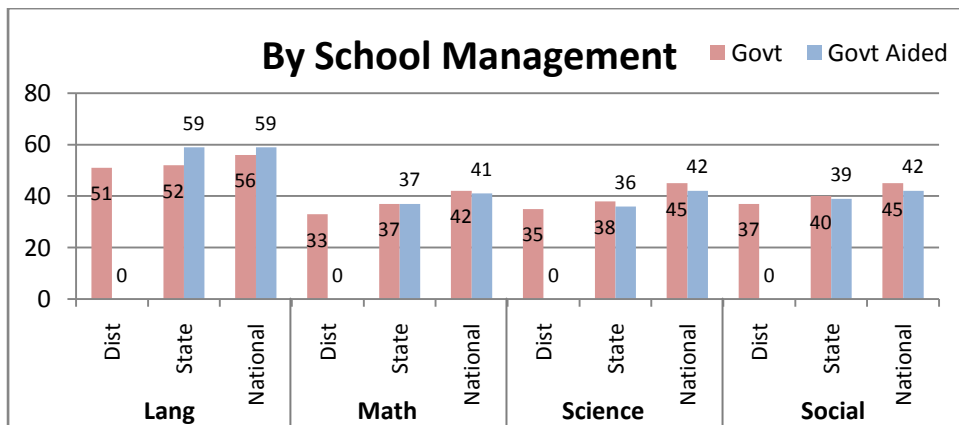
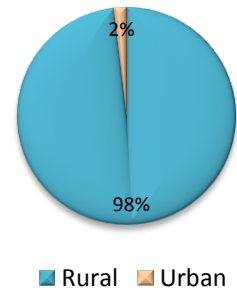
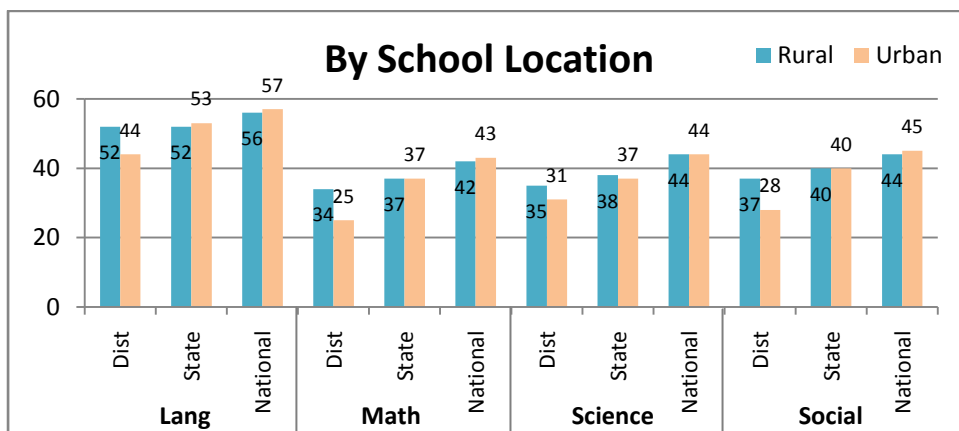
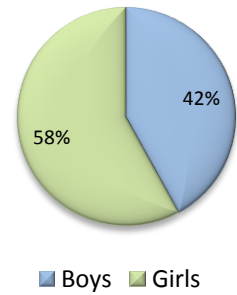
**CSWN:** **LD-** Locomotor Disability; **VI-** Visual Impairment; **HI-** Hearing Impairment;  
**S&LD-** Speech and Language Disability; **ID-** Intellectual Disability; **Oth-** Other Disability.

# Class 8 District Results by Student Groups

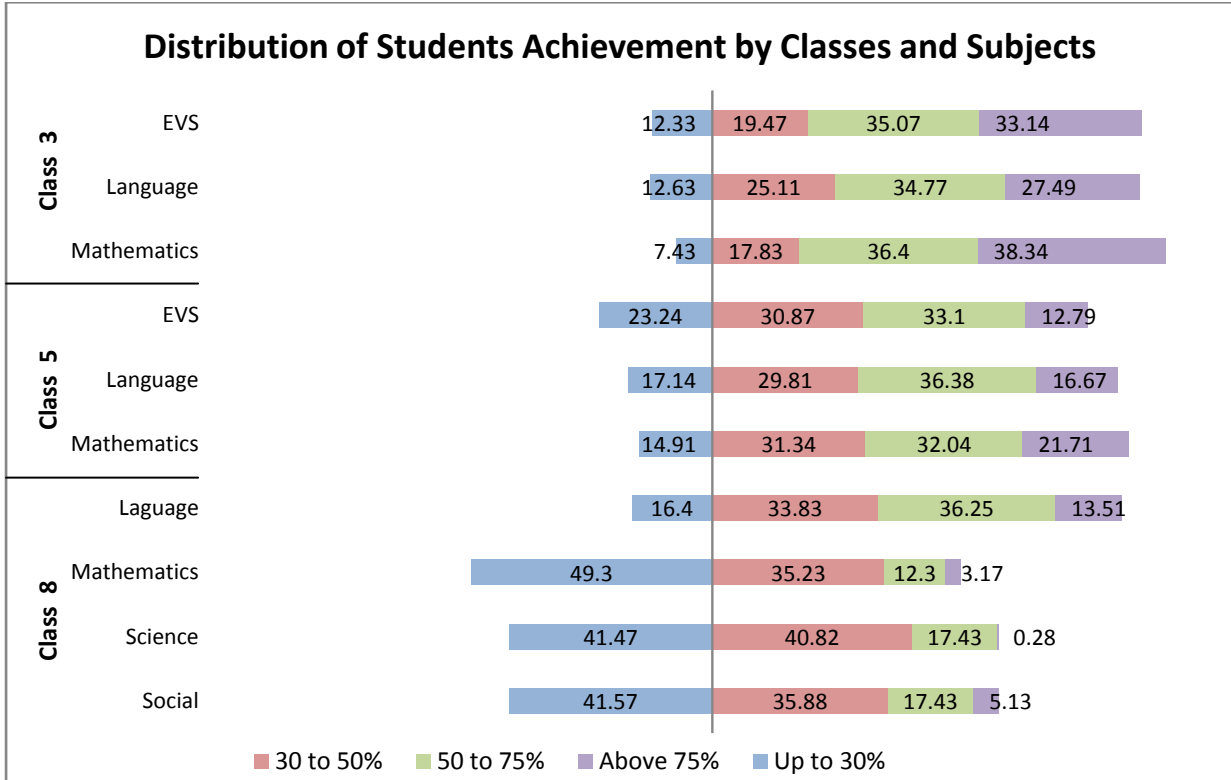
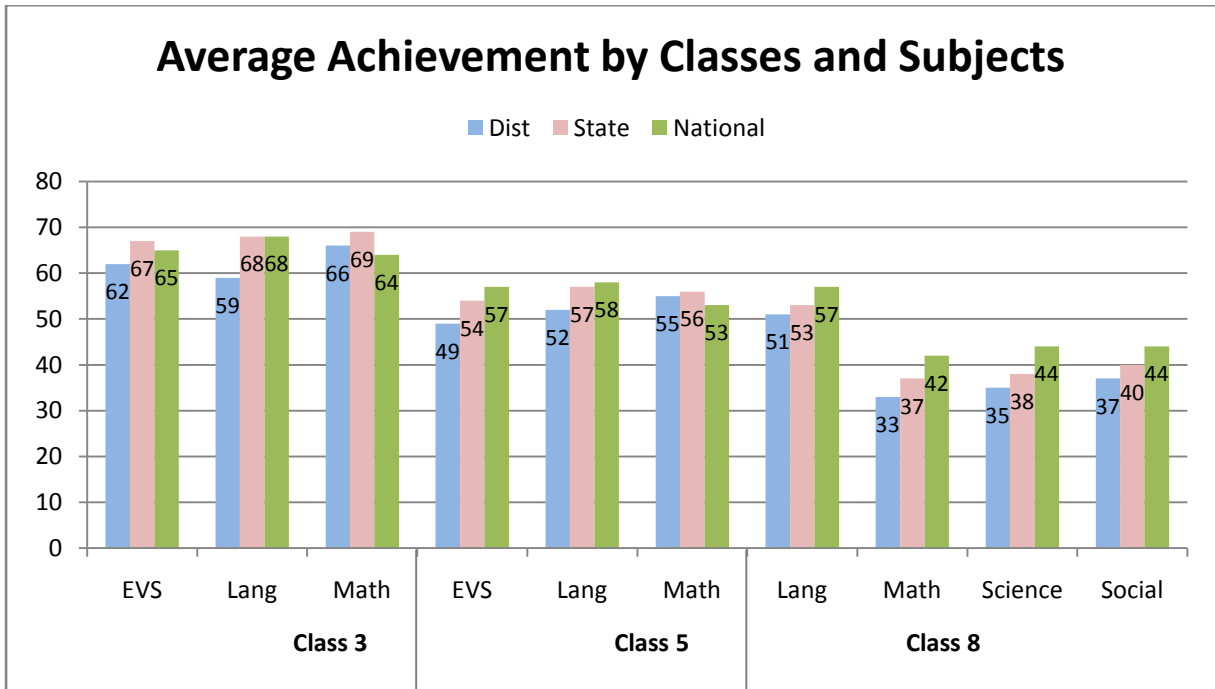
## Performance



## Participation



# WARANGAL RURAL



## By Gender

In our district, we stood first in  
Class 3:  
Class 5: EVS, Language & Math  
Class 8: Science & Social

In our district, we stood first in  
Class 3: EVS, Language & Math  
Class 5:  
Class 8: Language, Math & Social



## By School Location

### Rural Area



Performed better in

**Class 3: EVS, Language & Math**  
**Class 5: EVS, Language & Math**  
**Class 8: Language, Math, Science & Social**

### Urban Area



Performed better in

**Class 3:**  
**Class 5:**  
**Class 8:**

## By School Management

### Government



Performed better in

Class 3: EVS, Language & Math

Class 5: EVS, Language & Math

Class 8: Language, Math, Science & Social

### Government Aided



Performed better in

Class 3:

Class 5:

Class 8:

## By Social Groups

### SC



First in

Class 3: Language, EVS & Math

Class 5:

Class 8:

### ST



First in

Class 3:

Class 5:

Class 8:

### OBC



First in

Class 3:

Class 5: Math

Class 8: Language, Math, Science & Social

### General



First in

Class 3:

Class 5: EVS & Language

Class 8: Language

**Learning Outcomes on Which Performance was Below 50% Indicating Need  
to Strengthen Teachers**

**WARANGAL RURAL**

<b>Class</b>	<b>Subject</b>	<b>Learning Outcome</b>
Class 3	Language	Nil
	EVS	E313
	Mathematics	M312
Class 5	Language	Nil
	EVS	E501, E503, E505, E506, E508, E512
	Mathematics	M412, M506, M513, M514, M515
Class 8	Language	Nil
	Mathematics	M601, M606, M620, M621, M705, M706, M707, M710, M717, M719, M721, M801, M802, M803, M804, M808, M812, M818, M819
	Science	SCI703, SCI704, SCI705, SCI708, SCI710, SCI711, SCI801, SCI804, SCI805, SCI807, SCI811, SCI813
	Social Studies	SST610, SST625, SST703, SST704, SST722, SST726, SST731, SST733, SST734, SST805, SST807, SST809, SST810, SST815, SST816, SST818, SST823, SST827, SST831